



OP200

Next-generation fingerprint reader for Fast and Simple Biometric Security Upgrades. Designed for Lenel customers.

OP200 unique hardware integration with OnGuard completely eliminates the need for middleware when adding fingerprint readers to your network.

Numerous benefits derived from eliminating middleware include:

- Saves money. No licenses to purchase.
- Saves time. No software to install.
- Fast direct communication with OnGuard.
- Optimal uptime. Not dependent upon computer.
- Never the need for software upgrades.
- Never the need for software maintenance.

OP200 features



OnGuard Integration:

OP200 firmware communicates directly with OnGuard and automatically synchronizes needed customer user data. Eliminates need for middleware. Eliminates need to manually create users in the biometric readers.



Biometric Performance:

Advanced SilkID fingerprint recognition technology delivers optimal accuracy, matching speed and powerful fake finger detection.



Auto Data Synchronization:

Multiple OP200s automatically synchronize fingerprint templates. Eliminates need for middleware. Eliminates need to separately manage templates.



Communication:


Wiegand-Out to Lenel access control panel
TCP/IP and RS485 data communication
USB for offline data management



Authentication Options:

(single or multi-factor)

- ✓ Fingerprint
- ✓ RFID (HID, Mifare, Desfire)



Capacity:

3,000 Fingerprint templates
30,000 cards
100,000 transactions

Installation and Operation steps

Installation Steps

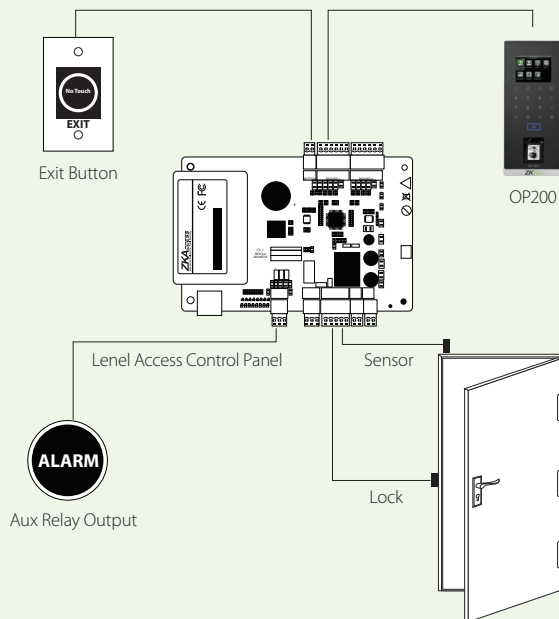
- Provide 12V power and network cables near OP200 Master and slave reader wall mounts.
- Connect power and network cable to OP200 Master reader and slave readers. Make note of OP200 Master reader's IP address. Configure slave readers with OP200 Master's IP address.
- Install OP200 driver (data conduit) on computer running OnGuard and enter IP address of OP200 Master reader.
- OnGuard user-data automatically synchronizes with OP200 Master. After synchronization, enroll fingerprints either directly on OP200 Master reader or on SilkID fingerprint enrollment reader (connected to computer running OnGuard).
- Installation is complete. OP200 Master reader will automatically synchronize user data and fingerprint templates amongst OP200 slave readers whenever changes occur.

Operation

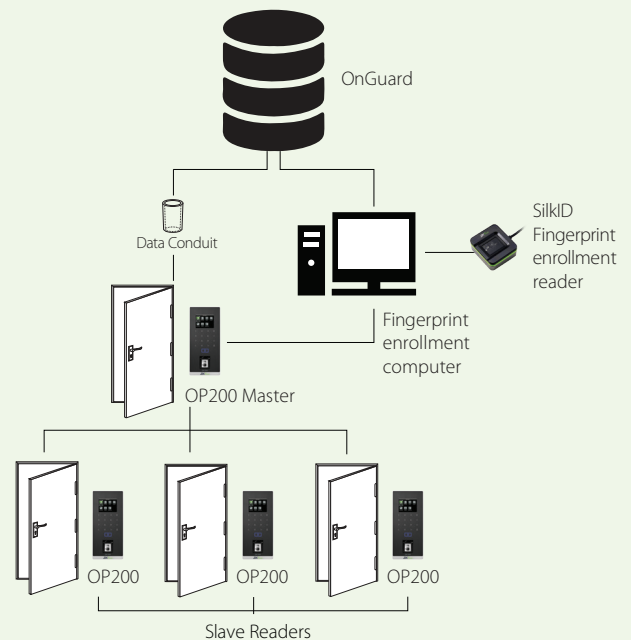
- Once user data and fingerprint templates are automatically synchronized between OnGuard and OP200 Master reader, OP200 slave fingerprint readers are now ready for operation.
- When users authenticate to an OP200 slave reader with their credential (i.e. their fingerprint and/or card) at the door, the OP200 slave reader will query its embedded database for a credential-match. Upon positive match the OP200 slave reader will transmit the user ID to the Lenel panel via Wiegand. If the panel determines that the user has appropriate access rights, the Lenel panel will unlock the door, accordingly.

Note any subsequent change in users (from OnGuard) or fingerprint templates (on OP200 Master) are automatically synchronized with OP200 slave readers on the network.

Hardware Diagram



Data Communication Flow



ZKTeco North America Branch (ZKAccess) is a member of the Lenel OpenAccess Alliance Program (OAAP) since 2016. Lenel and OnGuard are registered trademarks of United Technologies Corp.

ZKTECO CO.,LTD.

ZK Building, Wuhe Ave, Bantian, Longgang District, Shenzhen, China
Tel:+86 755-89602345 • Fax:+86 755-89602394 • sales@zkteco.com • www.zkteco.com